


Author: Duane Jesnoewski

Version: 1.0


Date: 15/11/2013

DATALOGIC 3200i Scan Sheet

Scan to Reset to factory defaults




Scan to ENTER or Exit programming mode



Scan Desired interface Below

RS32 Standard



USB OEM



Scan to ENTER or Exit programing mode barcode to save